
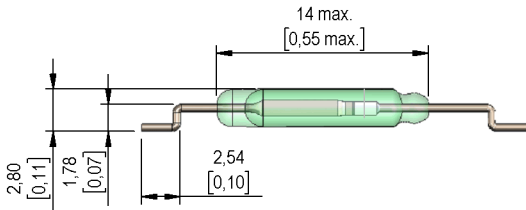
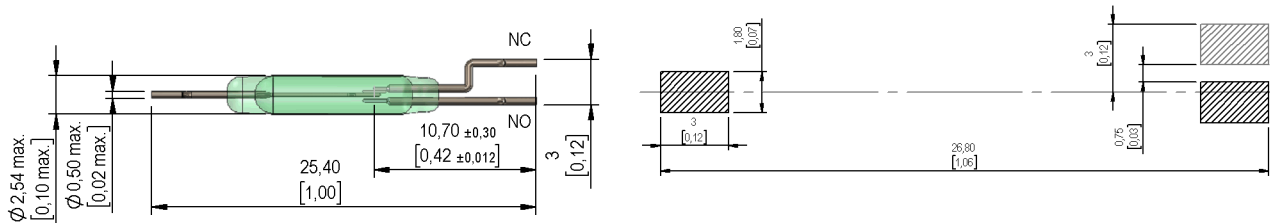


**Dimensions mm[inch]**  
tolerances according to DIN ISO 2768-m  
Toleranzen gem. DIN ISO 2768-m

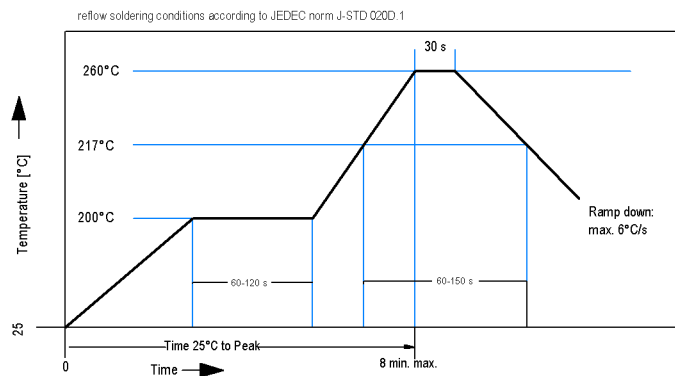
**Isometric**  
Scale 2:1  
Maßstab 2:1



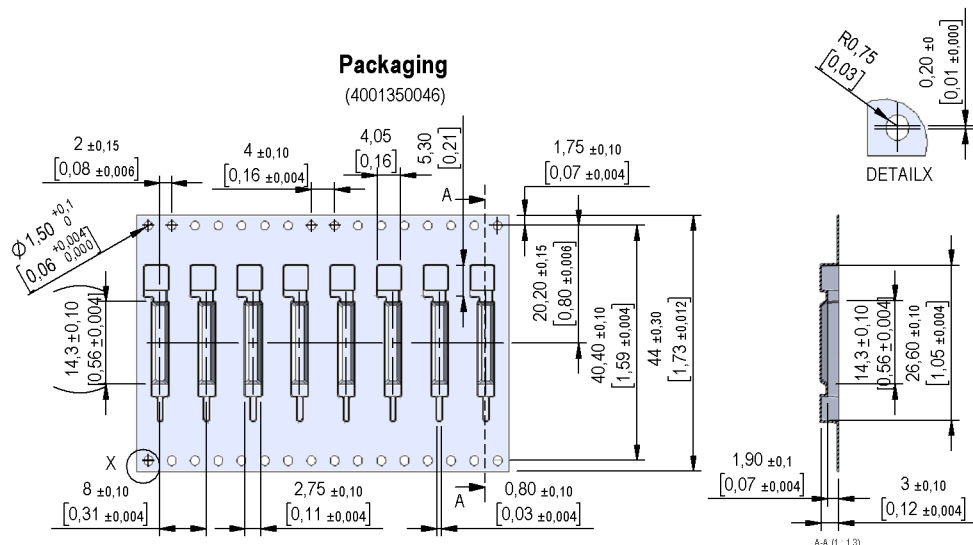
**Recommended PCB Pad Layout**



**Solder Reflow Profile**



**Packaging**  
(4001350046)



Modifications in the sense of technical progress are reserved

Designed at: 05/07/09 Designed by: AKELLER  
Last Change at: 03/08/17 Last Change by: WKOVACS

Approval at: 05/11/09 Approval by: RKAMP  
Approval at: 03/08/17 Approval by: HSINGH

Rev. No.: 05



Europe: +49 / 7731 8399 0

| Email: info@standexmeder.com

Item No.:

USA: +1 / 508 295 0771

| Email: salesusa@standexmeder.com

**9231291015**

Asia: +852 / 2955 1682

| Email: salesasia@standexmeder.com

Item:

**MK23-90-B-2**

Magnetic properties	Conditions	Min	Typ	Max	Unit
Pull-In excitation (modified contact)	Reed switch modified phys. conditioned tolerance of +/- 1 AT	16		28	AT
Test-Coil	Reed switch modified	KMS-21			
Pull-In in milliTesla (modified conta	MS150 - phys. caused tolerance +/- 0,1mT	2.6		3.1	mT

Contact data 90	Conditions	Min	Typ	Max	Unit
Contact-No.		90			
Contact-form		C			
Contact-material		Rhodium			
Contact rating	Any DC combination of V & A not to exceed their individual max.'s			10	W
Switching voltage	DC or Peak AC/ with 40% overdrive			175	V
Switching current	DC or Peak AC/with 40% overdrive			0.5	A
Carry current	DC or Peak AC/ with 40% overdrive			1	A
Contact resistance static	Measured with 40% overdrive Start Value			150	mOhm
Contact resistance dynamic	Maximum value 1,5 ms after excitation Start Value			250	mOhm
Insulation resistance	RH <45 %, 100 V test voltage	1			GOhm
Breakdown voltage	according to IEC 255-5	200			VDC
Operate time, incl. bounce	measured with 40% overdrive			0.7	ms
Release time	measured with no coil excitation			1.5	ms
Capacity	@ 10 kHz across open switch		1		pF

Environmental data	Conditions	Min	Typ	Max	Unit
Shock	1/2 sine wave duration 11ms			50	g
Vibration	from 10 - 2000 Hz			20	g
Ambient temperature		-40		130	°C
Storage temperature		-55		130	°C
Soldering Temperature Tsold	Reflow acc.IPC/JEDEC J-STD-020D.1			260	°C

Modifications in the sense of technical progress are reserved

Designed at: 05/07/09 Designed by: AKELLER

Approval at: 05/11/09 Approval by: RKAMP

Last Change at: 03/08/17 Last Change by: WKOVACS

Approval at: 03/08/17 Approval by: HSINGH

Rev. No.: 05