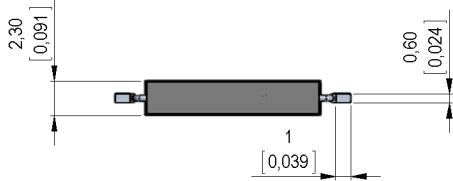
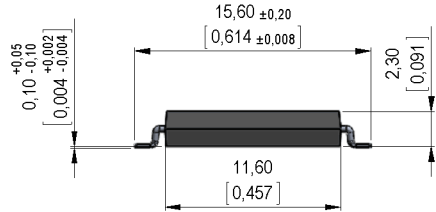


Dimensions mm[inch]
 tolerances according to DIN ISO 2768-m
 Toleranzen gem. DIN ISO 2768-m



Isometric
 Scale 2:1
 Maßstab 2:1

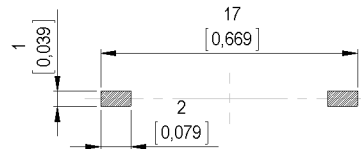


Marking

according to EN60062/factory code
 gem. EN60062/Fertigungsstätte

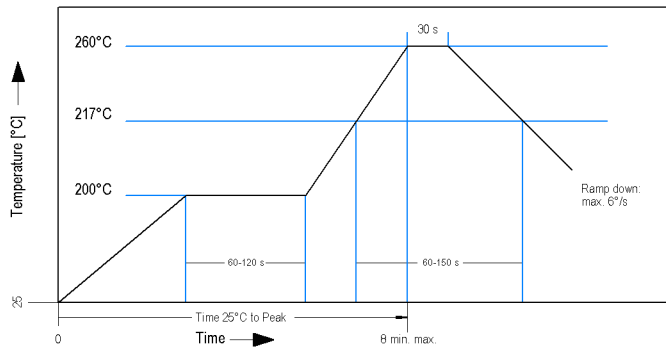


Recommended PCB Pad Layout

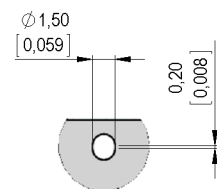
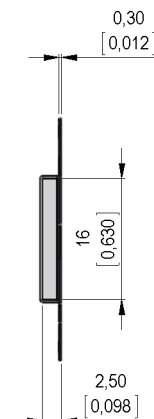
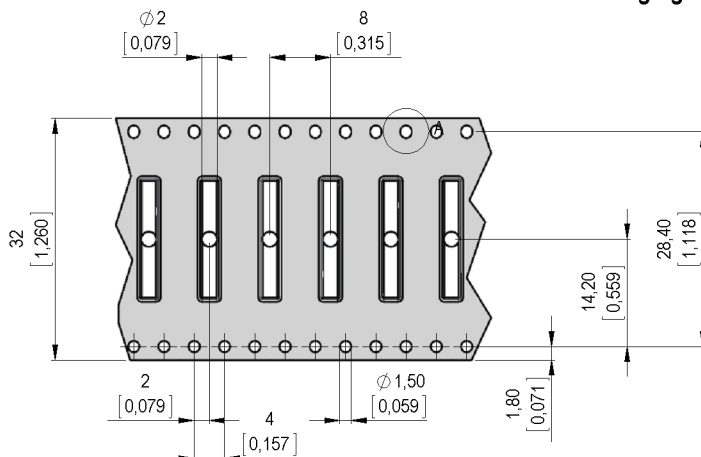


Solder Reflow Profile

reflow soldering conditions according to JEDEC norm J-STD 020D.1



Packaging



DETAILA (2 : 1)



Europe: +49 / 7731 8399 0 | Email: info@standexmeder.com
 USA: +1 / 508 295 0771 | Email: salesusa@standexmeder.com
 Asia: +852 / 2955 1682 | Email: salesasia@standexmeder.com

Item No.:
9161870026
 Item:
MK16-F-2

Magnetic properties	Conditions	Min	Typ	Max	Unit
Pull-In	at 20°C	52		78	
Test equipment			KMS-11		
Pull-In in milliTesla (modified conta	MS150 - phys. caused tolerance +/- 0,1mT	2,7		3,9	mT
Test equipment			MS-150		

Contact data 87	Conditions	Min	Typ	Max	Unit
Contact-material	Plating thicknesses are proprietary		Rhodium		
Contact rating	Any DC combination of V & A not to exceed their individual max.'s			10	W
Switching voltage	DC or Peak AC			200	V
Carry current	DC or Peak AC			0,5	A
Switching current	DC or Peak AC			0,4	A
Contact resistance static	Measured with 40% overdrive Start Value			150	mOhm
Breakdown voltage	according to IEC 255-5	230			VDC

Special Product Data	Conditions	Min	Typ	Max	Unit
Housing material			epoxy resin		
Approval			UL-File Nr. E156887		

Environmental data	Conditions	Min	Typ	Max	Unit
Shock	1/2 sine wave duration 11ms			30	g
Vibration	from 10 - 2000 Hz			20	g
Ambient temperature		-40		130	°C
Storage temperature		-50		130	°C
Soldering Temperature Tsold	Reflow acc.IPC/JEDEC J-STD-020D.1			260	°C
Cleaning			fully sealed		

Modifications in the sense of technical progress are reserved

Designed at: 26.08.08 Designed by: THAUKE
 Last Change at: 28.01.15 Last Change by: WKOVACS

Approval at: 02.10.08 Approval by: JHEYDER
 Approval at: 28.01.15 Approval by: AWEBER

Version: 06